

**WILLKOMMEN! BIENVENUE! WELCOME!**

to the world of

**MagicWorkbooks®**

## **DSOManager**

This is a **Magic**Workbook: a controlling tool in the form of a Microsoft Excel file.

No macros, no write protection. All formulas used are visible.

All formats used are standard Excel which transform into your country's Excel formats.

You can import your DATA from any source that supports MS Excel.

You can also add your own worksheets as you see fit.

© <sup>2013</sup> K! Business Solutions GmbH

**[www.MagicWorkbooks.com](http://www.MagicWorkbooks.com)**

## System requirements

Platform: Windows 98 or later operating system  
Microsoft Excel Version: 2007 or later  
(You need a xls format (excel 2003) – send us a short information after you placed the order – [support@magicworkbooks.com](mailto:support@magicworkbooks.com) - we'll send you the ordered xls MagicWorkbook by email)

## Product Survey - DSO Manager

DSO = days sales outstanding

the fast and easy way to check if your accounts receivable turn into cash as fast as possible









- Cash problems inspite of rising revenue?
- Ever tried to check if all your customers really pay on time?
- You think that is too complicated and you have better things to do?
- How about it if the check was really fast and simple?

Why not give this tool a try?

[Back Home!](#)

CONTENTS

**DSO Manager**

Sheet	type	contains	click book to get to page!
<b>WELCOME</b>	<b>Text</b>	<b>Introduction / Manual</b>	
<b>DATA</b>	<b>spreadsheet</b>	<b>DATA INPUT</b>	
<b>DEMODATA</b>	<b>spreadsheet</b>	<b>Demo data</b>	
<b>BudgetDSO</b>	<b>spreadsheet</b>	<b>Budget to Actual Comparison    Revenue, A / R, and DSO</b>	
<b>Interest</b>	<b>spreadsheet</b>	<b>Additional A / R expenses</b>	
<b>Off</b>	<b>spreadsheet</b>	<b>Budget to Actual    Write-offs</b>	
<b>DSOMatrix</b>	<b>spreadsheet</b>	<b>Accounts Receivable Matrix    Budget and Actual</b>	
<b>CheckDSO</b>	<b>interactive</b>	<b>DSO    Checker</b>	

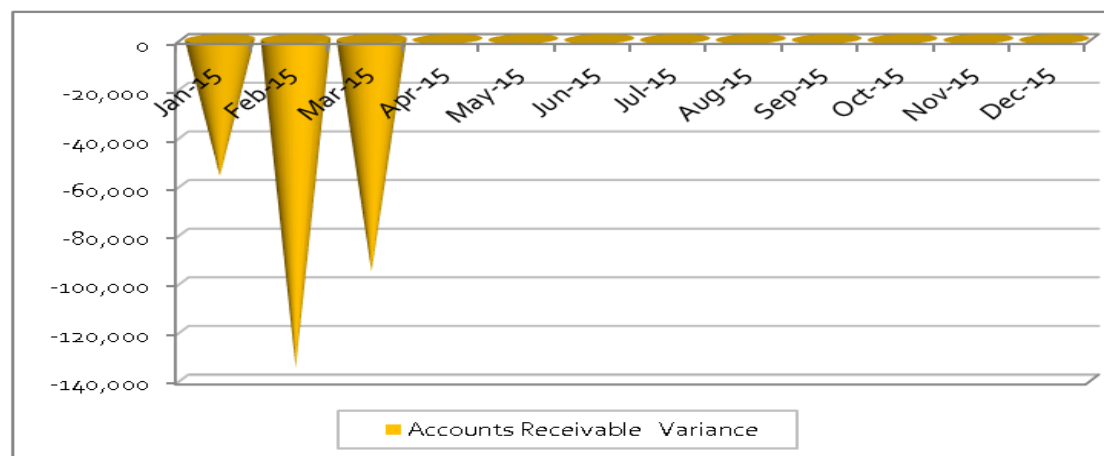
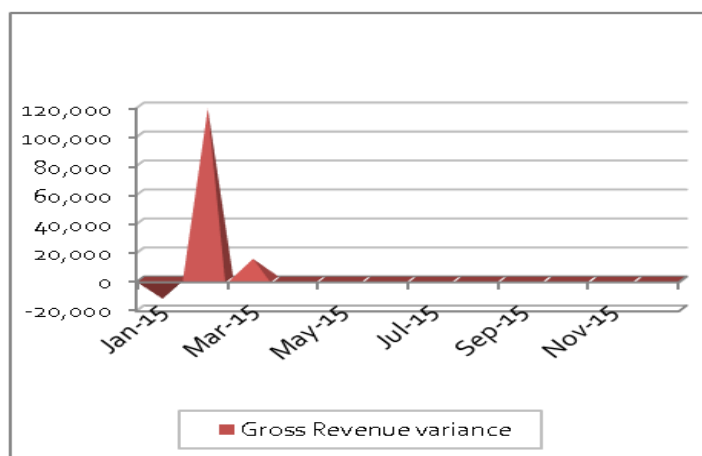
# Budget to Actual Comparison Revenue, A / R, and DSO

ABC Corporation

Currency: US \$

Year: 2015

Month	Budget revenue gross year-to-date	Gross Revenue year-to-date	Gross Revenue variance	Accounts Receivable Budget	DSO Budget	Accounts Receivable Actual	DSO Actual	Accounts Receivable Variance	DSO Variance
Jan-15	452,200	438,859	-13,341	524,406	36	580,821	41	-56,415	-5.1
Feb-15	737,800	855,775	117,975	449,558	36	584,779	40	-135,221	-4.4
Mar-15	1,237,600	1,251,845	14,245	494,352	36	590,040	42	-95,688	-6.5
Apr-15	0	0	0	0	0	0	0	0	0.0
May-15	0	0	0	0	0	0	0	0	0.0
Jun-15	0	0	0	0	0	0	0	0	0.0
Jul-15	0	0	0	0	0	0	0	0	0.0
Aug-15	0	0	0	0	0	0	0	0	0.0
Sep-15	0	0	0	0	0	0	0	0	0.0
Oct-15	0	0	0	0	0	0	0	0	0.0
Nov-15	0	0	0	0	0	0	0	0	0.0
Dec-15	0	0	0	0	0	0	0	0	0.0



## Additional A / R expenses

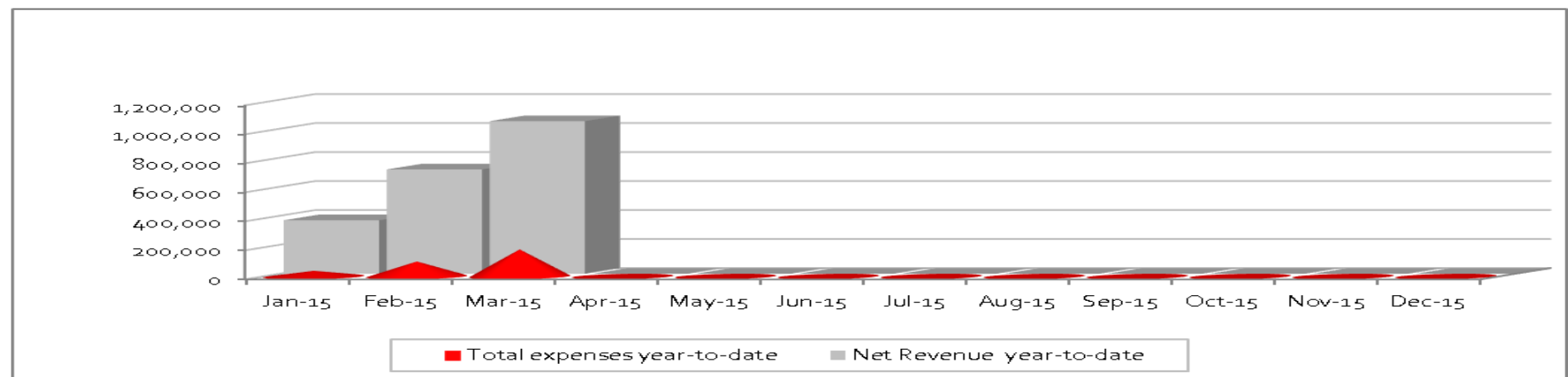
Currency: US \$

ABC Corporation

Year: 2015

Interest rate: 8.00%

Month	days	Net Revenue year-to-date	Accounts Receivable Actual	DSO	Actual	Interest expense calculated	write-offs year-to-date	Total expenses year-to-date	Total expenses year-to- date %
Jan-15	31	368,789	580,821		41.0	3,946	35,800	39,746	11%
Feb-15	28	719,139	584,779		40.3	3,589	61,100	104,435	15%
Mar-15	31	1,051,971	590,040		42.4	4,009	78,900	187,344	18%
Apr-15	30	0	0		0.0	0	0	0	0%
May-15	31	0	0		0.0	0	0	0	0%
Jun-15	30	0	0		0.0	0	0	0	0%
Jul-15	31	0	0		0.0	0	0	0	0%
Aug-15	31	0	0		0.0	0	0	0	0%
Sep-15	30	0	0		0.0	0	0	0	0%
Oct-15	31	0	0		0.0	0	0	0	0%
Nov-15	30	0	0		0.0	0	0	0	0%
Dec-15	31	0	0		0.0	0	0	0	0%
	365								



## Budget to Actual Write-offs


Currency: US \$

year-to-date

ABC Corporation

Year: 2015

Month	Budget revenue net year-to-date	Net Revenue year-to-date	Revenue Variance	5% uncollectible Budget	uncollectible Budget year-to-date	write-offs per month	write-offs per month year-to-date	Balance Actual to Budget Write-offs
Jan-15	380,000	368,789	-11,211	19,000	19,000	35,800	35,800	-16,800
Feb-15	620,000	719,139	99,139	12,000	31,000	25,300	61,100	-30,100
Mar-15	1,040,000	1,051,971	11,971	21,000	52,000	17,800	78,900	-26,900
Apr-15	0	0	0	19,000	0	0	0	0
May-15	0	0	0	28,000	0	0	0	0
Jun-15	0	0	0	20,500	0	0	0	0
Jul-15	0	0	0	18,000	0	0	0	0
Aug-15	0	0	0	16,000	0	0	0	0
Sep-15	0	0	0	28,000	0	0	0	0
Oct-15	0	0	0	29,000	0	0	0	0
Nov-15	0	0	0	15,500	0	0	0	0
Dec-15	0	0	0	14,000	0	0	0	0



# Accounts Receivable Matrix Budget and Actual

Currency: US \$

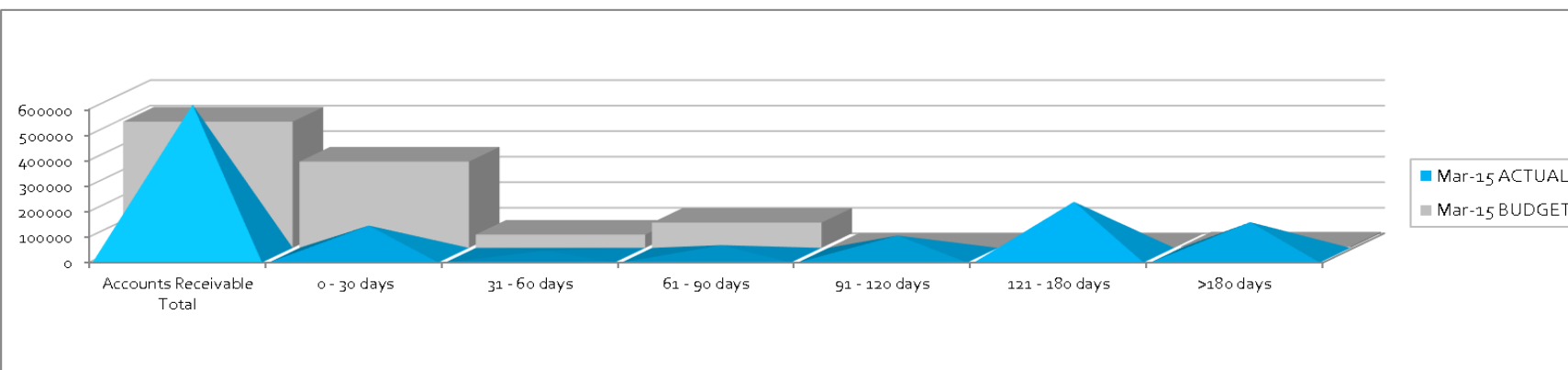
ABC Corporation

Year: 2015

BUDGET figures								
Month	days	Accounts Receivable Budget	0 - 30 days	31 - 60 days	61 - 90 days	91 - 120 days	121 - 180 days	>180 days
Jan-15	31	524,406	358,804	55,201	104,881	0	0	5,520
Feb-15	59	449,558	307,592	47,322	89,912	0	0	4,732
Mar-15	90	494,352	338,241	52,037	98,870	0	0	5,204
Apr-15	120	0	0	0	0	0	0	0
May-15	151	0	0	0	0	0	0	0
Jun-15	181	0	0	0	0	0	0	0
Jul-15	212	0	0	0	0	0	0	0
Aug-15	243	0	0	0	0	0	0	0
Sep-15	273	0	0	0	0	0	0	0
Oct-15	304	0	0	0	0	0	0	0
Nov-15	334	0	0	0	0	0	0	0
Dec-15	365	0	0	0	0	0	0	0

ACTUAL figures						
Accounts Receivable Actual	0 - 30 days	31 - 60 days	61 - 90 days	91 - 120 days	121 - 180 days	>180 days
580,821	128,789	20,100	43,711	85,445	170,211	132,565
584,779	122,349	19,095	41,525	81,172	194,700	125,938
590,040	116,232	18,140	39,449	77,114	209,465	129,640
0	0	0	0	0	0	0
0	0	0	0	0	0	0
0	0	0	0	0	0	0
0	0	0	0	0	0	0
0	0	0	0	0	0	0
0	0	0	0	0	0	0
0	0	0	0	0	0	0
0	0	0	0	0	0	0
0	0	0	0	0	0	0

	Accounts Receivable Total	0 - 30 days	31 - 60 days	61 - 90 days	91 - 120 days	121 - 180 days	>180 days
Mar-15 UDGET	494,352	338,241	52,037	98,870	0	0	5,204
Mar-15 CTUAL	590,040	116,232	18,140	39,449	77,114	209,465	129,640
Variance	95,688	-222,009	-33,897	-59,421	77,114	209,465	124,436



## DSO Checker

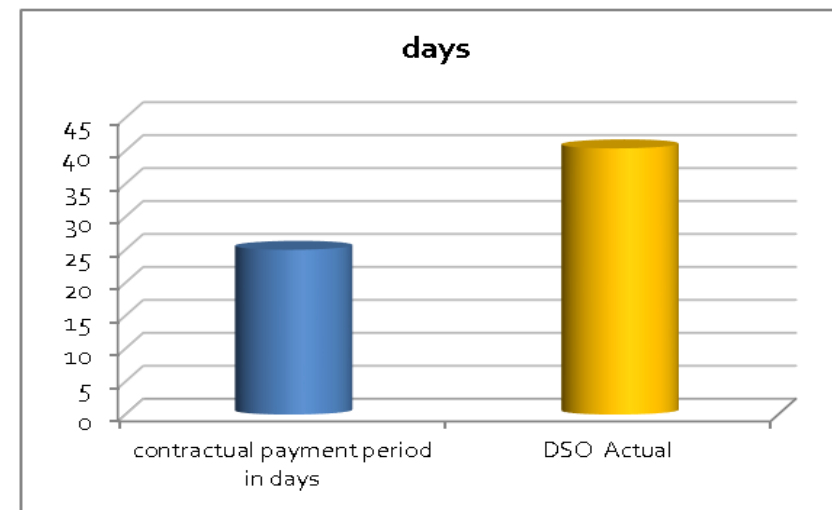
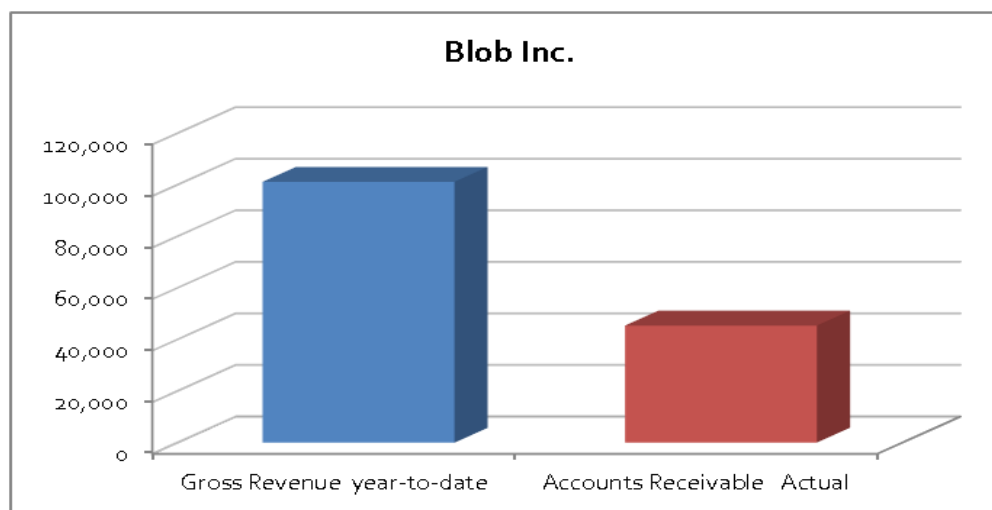
Currency: US \$

ABC Corporation

Year: 2015

Customer: **Blob Inc.**

sales tax:		19%					
Month	days	Net Revenue year-to-date	Gross Revenue year-to-date	contractual payment period in days	Accounts Receivable Actual	DSO Actual	DSO Variance
Mar-15	90	85,000	101,150	25	45,400	40	-15.4





In what way do **MagicWorkbooks®** differ from normal Excel workbooks?

**MagicWorkbooks** are easier to use:

- Easy-to-handle data input with demo data for orientation
- All data to be entered only once
- No programming knowledge required
- No detailed knowledge of Microsoft Excel required
- No work on spreadsheets or charts required
- No scrolling for sheets thanks to a Hyperlink-table of contents

**MagicWorkbooks** are faster:

- A monthly report with 20 spreadsheets and 20 charts in 20 minutes?
- Calculate year-end liquid reserves with changes in revenue prediction for every month in half an hour?
- Compute balance sheets for the next five years in one hour?
- Decision on a \$ 50 million sale-and-lease-back operation: Prepare all relevant data in one hour?
- Determine capital re-investment requirements (fixed assets) for the next year in 10 minutes?
- Prepare a comprehensive company presentation for your bank in one hour?

With **MagicWorkbooks** all that is „business as usual“!

This was just a brief survey ...

if you have further questions regarding this workbook, email us!

You are interested in other products:

**[www.MagicWorkbooks.com](http://www.MagicWorkbooks.com)**