

WILLKOMMEN! BIENVENUE! WELCOME!

to the world of

MagicWorkbooks®

ContractManager

This is a **Magic**Workbook: a controlling tool in the form of a Microsoft Excel file.

No macros, no write protection. All formulas used are visible.

All formats used are standard Excel which transform into your country's Excel formats.

You can import your DATA from any source that supports MS Excel.

You can also add your own worksheets as you see fit.

©²⁰¹³ K! Business Solutions GmbH

www.MagicWorkbooks.com

System requirements













































Platform: Windows 98 or later operating system
Microsoft Excel Version: 2007 or later
(You need a xls format (excel 2003) – send us a short information after you placed the order – support@magicworkbooks.com - we'll send you the ordered xls MagicWorkbook by email)

Product Survey

- Ever missed to give notice on time?
- Need a survey of the development of rental income and payments?
- Better still, a longterm view for forward planning?
- You've really had it with calculating your financial obligations from start every year?
- ... and you don't want to invest in another costly software package?

Then ContractManager is the tool for you !

- ContractManager handles and surveys up to 4,500 individual contracts in one tool !
- ContractManager calculates rent escalations (indexed or percentage-based) for up to 2,000 rental contracts.
- ContractManager checks all important contract dates against any period you select and gives you an automatic survey of all those dates.
- Your future financial obligations from all relevant contracts are calculated starting with any date you select.
- You can use this tool year after year. Just input new contracts and delete the contracts that have run out.

Non Olet		Contents		ContractManager	
Sheet Name	Type	contains	click to go!		
Welcome	Text	Introduction / Manual			
FAQ	Text	A Few Remarks on Data Input			
EasyArchive	Text	A Simple and Cost-Effective Way to a Working Contract Archive			
DATA	Spreadsheet	DATA INPUT general			
DATAindex	Spreadsheet	DATA INPUTPrice Index			
DATAobli	Spreadsheet	DATA INPUT future financial obligations			
DataM1	Spreadsheet	Data InputRental Contracts as TenantReal Estate			
DataVM1	Spreadsheet	Data InputRental Contracts as LANDLORDReal Estate			
DataM2	Spreadsheet	Data InputRental Contracts as RENTING PARTYMachinery, Equipment etc.			
DataVM2	Spreadsheet	Data InputRental Contracts as OWNERMachinery, Equipment etc.			
DataL1	Spreadsheet	Data InputLeasing ContractsReal Estate, Machinery, Equipment			
DataL2	Spreadsheet	Data InputLeasing ContractsVehicles			
DataL3	Spreadsheet	Data InputLeasing ContractsSoftware			
DataP1	Spreadsheet	Data InputSupply Contracts			
DataS1	Spreadsheet	Data InputService, Maintenance and other contracts			
ReviewM1	Spreadsheet	Rent DevelopmentRental Contracts as TenantReal Estate			
ReviewVM1	Spreadsheet	Rent DevelopmentRental Contracts as LANDLORDReal Estate			
ReviewM2	Spreadsheet	Rent DevelopmentRental Contracts as RENTING PARTYMachinery, Equipment etc.			
ReviewVM2	Spreadsheet	Rent DevelopmentRental Contracts as OWNERMachinery, Equipment etc.			
ReviewDateM	Spreadsheet	Overview Rent Projection as Renting Party			
ReviewDateVM	Spreadsheet	Overview Rent Projection as Owning Party			
Myears	Spreadsheet	Yearly Projection of Rent Development as RENTING PARTY			
Vmyears	Spreadsheet	Yearly Projection of Rent Development as OWNER / LANDLORD			
checkdate	Spreadsheet	Time TableAll Contracts			
SurveyM1	Spreadsheet	Time TableRental Contracts as TenantReal Estate			
SurveyVM1	Spreadsheet	Time TableRental Contracts as LANDLORDReal Estate			
SurveyM2	Spreadsheet	Time TableRental Contracts as RENTING PARTYMachinery, Equipment etc.			
SurveyVM2	Spreadsheet	Time TableRental Contracts as OWNERMachinery, Equipment etc.			
SurveyL1	Spreadsheet	Time TableLeasing ContractsReal Estate, Machinery, Equipment			
SurveyL2	Spreadsheet	Time TableLeasing ContractsVehicles			
SurveyL3	Spreadsheet	Time TableLeasing ContractsSoftware			
SurveyP1	Spreadsheet	Time TableSupply Contracts			
SurveyS1	Spreadsheet	Time TableService, Maintenance and other contracts			
SurveyOb	Chart / graph	Survey Financial Obligations			
SurveyObIntern	Chart / graph	Financial Obligations by Type of Contract and Item			
SurveyObTerm	Chart / graph	Financial Obligations by Duration (including obligations to associated companies)			
SurveyObExtern	Chart / graph	Financial Obligations by Duration (excluding obligations to associated companies)			
SurveyObPC	Chart / graph	Financial Obligations by Duration (including obligations to associated companies) in %			
SurveyObPCIntern	Chart / graph	Financial Obligations by Duration (including obligations to associated companies) in %			
ObM1	Spreadsheet	Financial ObligationsRental Contracts as TenantReal Estate			
ObM2	Spreadsheet	Financial ObligationsRental Contracts as RENTING PARTYMachinery, Equipment etc.			
ObL1	Spreadsheet	Financial ObligationsLeasing Contracts			
ObL2	Spreadsheet	Financial ObligationsLeasing Contracts			
ObL3	Spreadsheet	Financial ObligationsLeasing Contracts			
Further information:	Text	ContractManagement Tools			

DATA INPUT general

Input your company name etc. and the month which is the starting point of all reviews. The actual month is recommended for this. The checking period will show you all contract dates that fall into that period. Set the period according to your schedule needs.

Please input your data only in the yellow cells. Do not delete cells, rows or columns, do not use Drag&Drop as this may destroy the functionality of this tool.

Demo data in this tool are for your orientation and should be overwritten with your own data.

Company:

Arriva Corp.

Reporting Currency:

SFR

checking period

from:

01.01.2014

to:

31.12.2014

reporting month

Jun 13

calculated increase per year

2,00%

This is the percentage increase for future dates

a) for which no price index data are yet available, or b) for rent escalations outside of a price index.

You can change this value whenever you deem it necessary.

End of general data input. Continue with the other data input sheets.

All data sheets have yellow tabs.

DATA INPUT
Price Index

Please input the relevant data of the price index of your choice.

Please note that the beginning date of the index should lie some 5 or 6 years in the past as the last relevant index rent review is also calculated from these values.

Future months are calculated with your input value (sheet Data C25) which you can change at any time.

[click to go!](#)

Index Name		CPI Germany			
Month	Month	Index Basis	Index Value (actual for past months)	Index Value (actual for past months; calculatory for future)	Month
1	Jan 07	CPI 2010 =100	94,7	94,7	Jan 07
2	Feb 07	CPI 2010 =100	95,1	95,1	Feb 07
3	Mrz 07	CPI 2010 =100	95,3	95,3	Mrz 07
4	Apr 07	CPI 2010 =100	95,8	95,8	Apr 07
5	Mai 07	CPI 2010 =100	95,8	95,8	Mai 07
6	Jun 07	CPI 2010 =100	95,8	95,8	Jun 07
7	Jul 07	CPI 2010 =100	96,3	96,3	Jul 07
8	Aug 07	CPI 2010 =100	96,2	96,2	Aug 07
9	Sep 07	CPI 2010 =100	96,4	96,4	Sep 07
10	Okt 07	CPI 2010 =100	96,6	96,6	Okt 07
11	Nov 07	CPI 2010 =100	97,1	97,1	Nov 07
12	Dez 07	CPI 2010 =100	97,7	97,7	Dez 07
13	Jan 08	CPI 2010 =100	97,4	97,4	Jan 08
14	Feb 08	CPI 2010 =100	97,8	97,8	Feb 08
15	Mrz 08	CPI 2010 =100	98,3	98,3	Mrz 08
16	Apr 08	CPI 2010 =100	98,1	98,1	Apr 08
17	Mai 08	CPI 2010 =100	98,7	98,7	Mai 08
18	Jun 08	CPI 2010 =100	98,9	98,9	Jun 08
19	Jul 08	CPI 2010 =100	99,5	99,5	Jul 08
20	Aug 08	CPI 2010 =100	99,2	99,2	Aug 08
21	Sep 08	CPI 2010 =100	99,1	99,1	Sep 08

■ ■ ■

0063-01 ContractManager

DATA INPUT future financial obligations

Please input your data only in the yellow cells. Do not delete cells, rows or columns, do not use Drag&Drop as this may destroy the functionality of this tool.

Demo data in this tool are for your orientation and should be overwritten with your own data.

Company:

Year ending:

Reporting Currency:

Choose the periods you want to compile by entering the end year of every period in the yellow cells. You can choose up to 11 periods with the last period summarizing the outstanding obligations. You can also choose fewer periods. Say, you want to show your obligations in 3 columns: below 1 year, between 1 and 5 years, and over 5 years. In that case, enter "5" in cell C32 and delete the other figures in the yellow cells.

> than year	< than year				
	1	31.12.2014	2014	2	12
1	2	31.12.2015	2015	3	24
2	3	31.12.2016	2016		36
3	4	31.12.2017	2017	1	48
4	5	31.12.2018	2018	2	60
5	6	31.12.2019	2019	3	72
6	7	31.12.2020	2020		84
7	8	31.12.2021	2021	1	96
8	9	31.12.2022	2022	2	108
9	10	31.12.2023	2023	3	120
10		31.12.2023	2023	3	

1	31.12.2014	2014	2	Obligations < 1 Year
2	31.12.2015	2015	3	Obligations between 1 and 2 years
3	31.12.2016	2016		Obligations between 2 and 3 years
4	31.12.2017	2017	1	Obligations between 3 and 4 years
5	31.12.2018	2018	2	Obligations between 4 and 5 years
6	31.12.2019	2019	3	Obligations between 5 and 6 years
7	31.12.2020	2020		Obligations between 6 and 7 years
8	31.12.2021	2021	1	Obligations between 7 and 8 years
9	31.12.2022	2022	2	Obligations between 8 and 9 years
10	31.12.2023	2023	3	Obligations between 9 and 10 years
11	31.12.2024	2024		Obligations more than 10 years

End of Data Input financial obligations general

0063-01 ContractManager

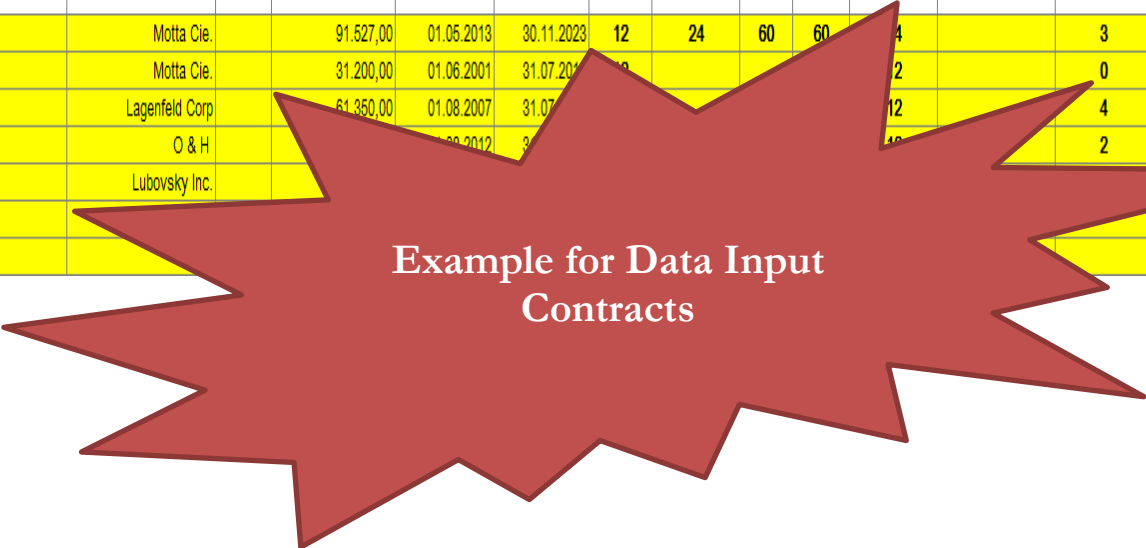
Data Input Rental Contracts as Tenant Real Estate

Input your contract data in the yellow cells. Contracts with percentual or index escalations are calculated automatically. Contracts with a fixed yearly increase should be input as a new contract every year!

Demo Data are for your orientation and should be overwritten with your own data.

Note: to delete a contract, delete the input, not the row!

No.	Object	Name	Location	Landlord = 1	Rent per month	Starting	Ending	Notice term in months	Prolongation notice prior to contract end in months	Prolongation on Option 1 number of months	Prolongation on Option 2 number of months	automatic prolongation in months	Notes	rent increase 0=flat, 1=%-increase yearly, 2=Index yearly, 3=Index every 2years, 4=Index by threshold	ONLY with INDEX 4: Index-Threshold for rent increase	% of rent from index increase	Starting date or date of last rent review	Index	Index value starting date or date of last rent review
M1	Hotel	Altena Denver		Motta Cie.	91.527,00	01.05.2013	30.11.2023	12	24	60	60	4		3		100%	01.05.2013	CPI 2010 =100	105,5
M2	Hotel	Altena London		Motta Cie.	31.200,00	01.06.2001	31.07.2011	12				2		0					0,0
M3	Hotel	Altena Barrow		Lagenfeld Corp	61.350,00	01.08.2007	31.07.2017	12				12		4	10%	75%	01.01.2009	CPI 2010 =100	98,3
M4	Hotel	Altena Freeport		O & H		01.08.2012	31.07.2012	12				12		2		80%	01.01.2013	CPI 2010 =100	104,5
M5	Hotel	Altena Prague		Lubovsky Inc.													01.10.2013		0,0
M6																			0,0
M7																			0,0



OUTPUT: Timetable – All Contracts

Time Table

All Contracts

Arriva Corp.

Reporting Currency:

SFR

checking period from / till

01.01.2014

31.12.2014

reporting month

Jun 13

upcoming contractual dates

No.	Object	Name	Location	Landlord	Notes	Ending:	earliest notice date	due date for exercising option	end of first automatic prolongation	end of first option period	end of second option period
M2	Hotel	Altena London		Motta Cie.		31.07.2014					
M3	Hotel	Altena Barrow		Lagenfeld Corp			31.07.2014				
M4	Hotel	Altena Freeport		O & H				31.07.2014			
M5	Hotel	Altena Prague		Lubovsky Inc.		30.09.2014					
2M6	Washing machine	Altena Monmouth		LobMax		30.09.2014					
VM1	Office	Dartmouth 1		Ubu Ltd.		30.11.2014	30.05.2014				
VM2	Office	Dartmouth 2		Ubu Ltd.		31.07.2014					
VM3	Office	Dartmouth 3		Henrickson			31.07.2014				
VM4	Office	Dartmouth 4		Grisson				31.07.2014			
1L1	Hotel	Altena Monmouth		IKB Bank			31.12.2014	31.12.2014			
2L1	LU-XB-938	VW Golf Plus	Altena London	VW Leasing					31.07.2014		
2L2	LU-MD 1010	VW Passat CC	Altena Denver	VW Leasing		16.02.2014					
2L3	LU-FR-1100	Passat Limousine	Altena Barrow	VW Leasing				06.08.2014			
2L4	LU-XN-538	Golf SDI	Altena Barrow	VW Leasing		31.10.2014	31.07.2014				
3L1	Software	Fidelio Opera		Southwest Leasing			31.12.2014	31.12.2014			
P1	Hotel	Telefon/Internet	Denver	AT&T		31.07.2014	30.04.2014				
P4	Hotel	washing	Barrow	Super Clean					31.10.2014		
S1	Hotel	Telephone units main	London	Miller Phone Service				31.07.2014	31.07.2014		
S2	Hotel	Air Conditioning maint	London	Toshiba		16.02.2014					
S4	Hotel	Elevator maintenance	Denver	Otis Black		31.10.2014	31.07.2014				

OUTPUT: Example of timetabel – Real Estate

Time Table

Rental Contracts as LANDLORD

Real Estate

Arriva Corp.

 Reporting Curren
reporting month

 SFR
Jun 13

checking period from / till 01.01.2014 31.12.2014

upcoming contractual dates

No.	Object	Name	Location	Tenant	Rent per month	Notes	Ending:	earliest notice date	due date for exercising option	end of first automatic prolongation	end of first option period	end of second option period
VM1	Office	Dartmouth 1		Ubu Ltd.	2.700,00		30.11.2014	30.05.2014				
VM2	Office	Dartmouth 2		Ubu Ltd.	3.200,00		31.07.2014					
VM3	Office	Dartmouth 3		Henrickson	4.500,00			31.07.2014				
VM4	Office	Dartmouth 4		Grisson	4.800,00				31.07.2014			
VM5												

OUTPUT:
Rent Development
Rental Contracts as Tenant
Real Estate
Ariva Corp.

Reporting Currency:

SFR

reporting month

Jun 13

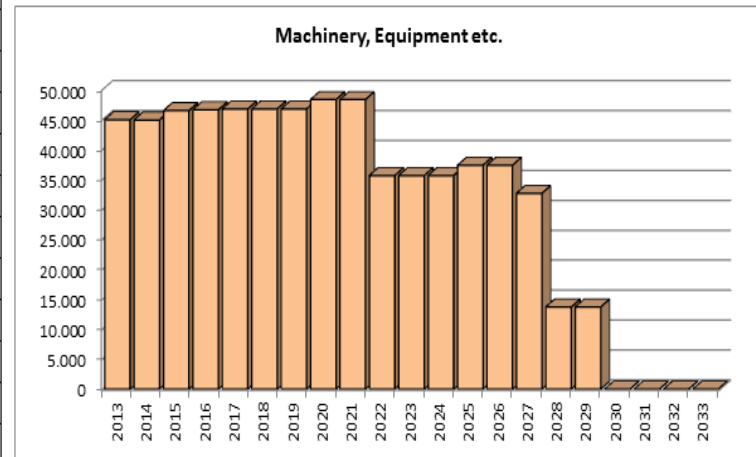
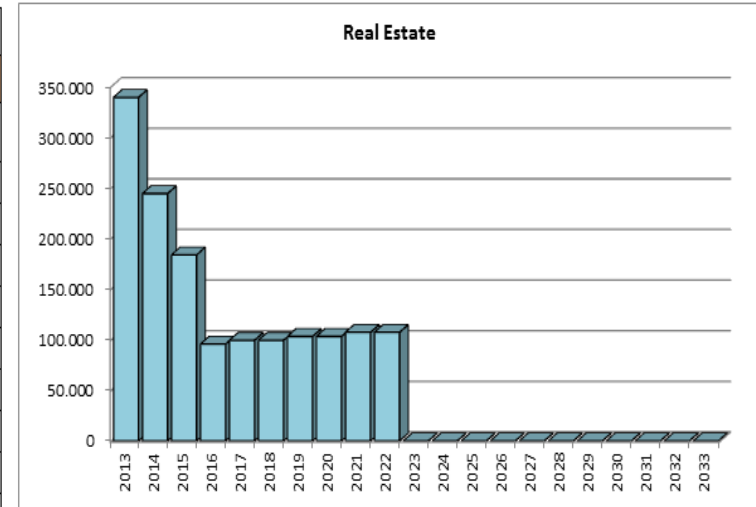
									calculated rent escalations														
No.	Object	Name	Location	Landlord	Rent per month	Starting:	Ending:	Notes	Review 1		Review 2		Review 3		Review 4		Review 5						
									Amount	Index value	Date	Amount	Index value	Date	Amount	Index value	Date	Amount	Index value	Date			
M1	Hotel	Altena Denver		Motta Cie.	91.527,00	01.05.2013	30.11.2023		3.955	110,1	Mai 15	3.741	114,5	Mai 17	3.887	119,2	Mai 19	4.040	124,1	Mai 21	4.198	129,1	Mai 23
M2	Hotel	Altena London		Motta Cie.	31.200,00	01.06.2001	31.07.2014																
M3	Hotel	Altena Barrow		Lagenfeld Corp	61.350,00	01.08.2007	31.07.2015		4.601	108,1	Jun 14		118,9	Mrz 19		130,8	Dez 23		143,9	Okt 28		158,3	Jul 33
M4	Hotel	Altena Freeport		O & H	85.000,00	01.08.2012	31.07.2016		1.734	107,2	Jan 14	1.373	109,3	Jan 15	1.395	111,5	Jan 16		113,8	Jan 17		116,1	Jan 18
M5	Hotel	Altena Prague		Lubovsky Inc.	70.100,00	01.10.2010	30.09.2014				Okt 14			Okt 15			Okt 16			Okt 17			Okt 18
M6																							
M7																							

■ ■ ■

Yearly Projection of Rent Development as RENTING PARTY

Year	Total Rent			
	Actual	Increases	Expiring contracts	Total
2013	339.177	0	0	339.177
2014		6.336	-101.300	244.213
2015		5.328	-65.951	183.590
2016		1.395	-89.502	95.482
2017		3.741	0	99.223
2018		0	0	99.223
2019		3.887	0	103.111
2020		0	0	103.111
2021		4.040	0	107.150
2022		0	0	107.150
2023		4.198	-111.348	0
2024		0	0	0
2025		0	0	0
2026		0	0	0
2027		0	0	0
2028		0	0	0
2029		0	0	0
2030		0	0	0
2031		0	0	0
2032		0	0	0
2033		0	0	0

Year	Total Rent			
	Actual	Increases	Expiring contracts	Total
2013	44.815	130	0	44.945
2014		133	-165	44.913
2015		1.560	0	46.473
2016		138	0	46.611
2017		141	0	46.752
2018		0	0	46.752
2019		0	0	46.752
2020		1.568	0	48.319
2021		0	0	48.319
2022		0	-12.677	35.643
2023		0	0	35.643
2024		0	0	35.643
2025		1.724	0	37.367
2026		0	0	37.367
2027		0	-4.700	32.667
2028		0	-18.967	13.700
2029		0	0	13.700
2030		0	-13.700	0
2031		0	0	0
2032		0	0	0
2033		0	0	0



Overview Rent Projection as Renting Party
Arriva Corp.
reporting month
Jun 13

Month	Total Rent	Rent Increases	Expiring contracts	Total
	Real Estate			
Jun 13	339.177	0	0	339.177
Jul 13		0	0	339.177
Aug 13		0	0	339.177
Sep 13		0	0	339.177
Okt 13		0	0	339.177
Nov 13		0	0	339.177
Dez 13		0	0	339.177
Jan 14		1.734	0	340.911
Feb 14		0	0	340.911
Mrz 14		0	0	340.911
Apr 14		0	0	340.911
Mai 14		0	0	340.911
Jun 14		4.601	0	345.513
Jul 14		0	0	345.513
Aug 14		0	-31.200	345.513
Sep 14		0	0	314.313
Okt 14		0	-70.100	314.313
Nov 14		0	0	244.213
Dez 14		0	0	244.213
Jan 15		1.373	0	245.586
Feb 15		0	0	245.586
Mrz 15		0	0	245.586
Apr 15		0	0	245.586
Mai 15		3.955	0	249.541
Jun 15		0	0	249.541
Jul 15		0	0	249.541
Aug 15		0	-65.951	249.541

Month	Total Rent	Rent Increases	Expiring contracts	Total
	Machinery, Equipment etc.			
Jun 13	44.815	0	0	44.815
Jul 13		0	0	44.815
Aug 13		0	0	44.815
Sep 13		0	0	44.815
Okt 13		0	0	44.815
Nov 13		0	0	44.815
Dez 13		130	0	44.945
Jan 14		0	0	44.945
Feb 14		0	0	44.945
Mrz 14		0	0	44.945
Apr 14		0	0	44.945
Mai 14		0	0	44.945
Jun 14		0	0	44.945
Jul 14		0	0	44.945
Aug 14		0	0	44.945
Sep 14		0	0	44.945
Okt 14		0	-165	44.780
Nov 14		0	0	44.780
Dez 14		133	0	44.913
Jan 15		0	0	44.913
Feb 15		0	0	44.913
Mrz 15		0	0	44.913
Apr 15		0	0	44.913
Mai 15		0	0	44.913
Jun 15		0	0	44.913
Jul 15		0	0	44.913
Aug 15		0	0	44.913

■ ■ ■

0063-01 ContractManager
Survey Financial Obligations
Arriva Corp.

Reporting Currency: SFR

per: 31.12.2013

		Total												
Type of Contract	Item	Total obligations	Obligations < 1 Year	Obligations between 1 and 2 years	Obligations between 2 and 3 years	Obligations between 3 and 4 years	Obligations between 4 and 5 years	Obligations between 5 and 6 years	Obligations between 6 and 7 years	Obligations between 7 and 8 years	Obligations between 8 and 9 years	Obligations between 9 and 10 years	Obligations more than 10 years	
Rental Contracts	Real Estate	15.541.663	3.703.824	2.547.774	1.693.324	1.098.324	1.098.324	1.098.324	1.098.324	1.098.324	1.098.324	1.006.797		
Rental Contracts	Machinery, Equipment etc.	7.027.737	537.287	535.800	535.800	535.800	535.800	535.800	535.800	535.800	475.800	391.800	1.872.250	
Leasing Contracts	Vehicles	9.090	6.675	2.415										
Leasing Contracts	Real Estate, Machinery, Equipment	657.702	201.188	201.188	191.680	63.646								
Leasing Contracts	Software	136.219	68.110	68.110										
Total		23.372.411	4.517.083	3.355.286	2.420.804	1.697.770	1.634.124	1.634.124	1.634.124	1.634.124	1.574.124	1.398.597	1.872.250	

		Thereof: obligations to associated companies												
Type of Contract	Item	Total obligations	Obligations < 1 Year	Obligations between 1 and 2 years	Obligations between 2 and 3 years	Obligations between 3 and 4 years	Obligations between 4 and 5 years	Obligations between 5 and 6 years	Obligations between 6 and 7 years	Obligations between 7 and 8 years	Obligations between 8 and 9 years	Obligations between 9 and 10 years	Obligations more than 10 years	
Rental Contracts	Real Estate													
Rental Contracts	Machinery, Equipment etc.													
Leasing Contracts	Vehicles													
Leasing Contracts	Real Estate, Machinery, Equipment													
Leasing Contracts	Software													
Total														

Financial Obligations by Type of Contract and Item

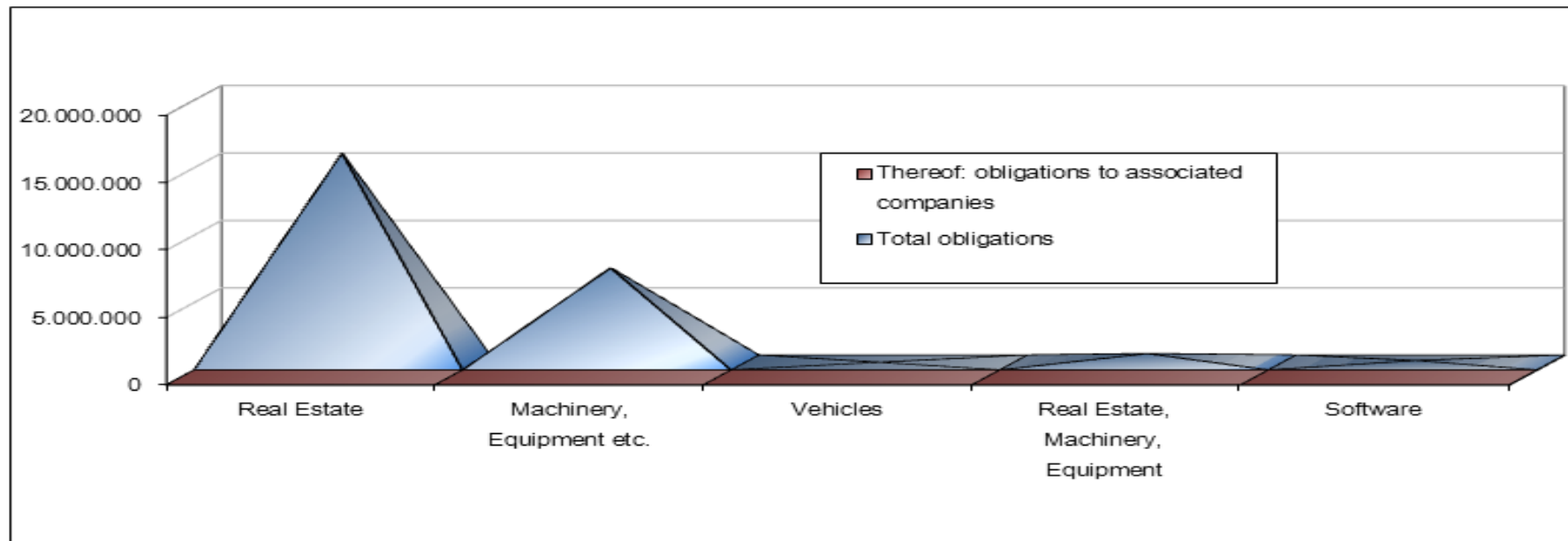
Arriva Corp.

Reporting Currency: SFR

per:

31.12.2013

Type of Contract	Item	Total obligations	Thereof: obligations to associated companies
Rental Contracts	Real Estate	15.541.663	
Rental Contracts	Machinery, Equipment etc.	7.027.737	
Leasing Contracts	Vehicles	9.090	
Leasing Contracts	Real Estate, Machinery, Equipment	657.702	
Leasing Contracts	Software	136.219	
Total		23.372.411	

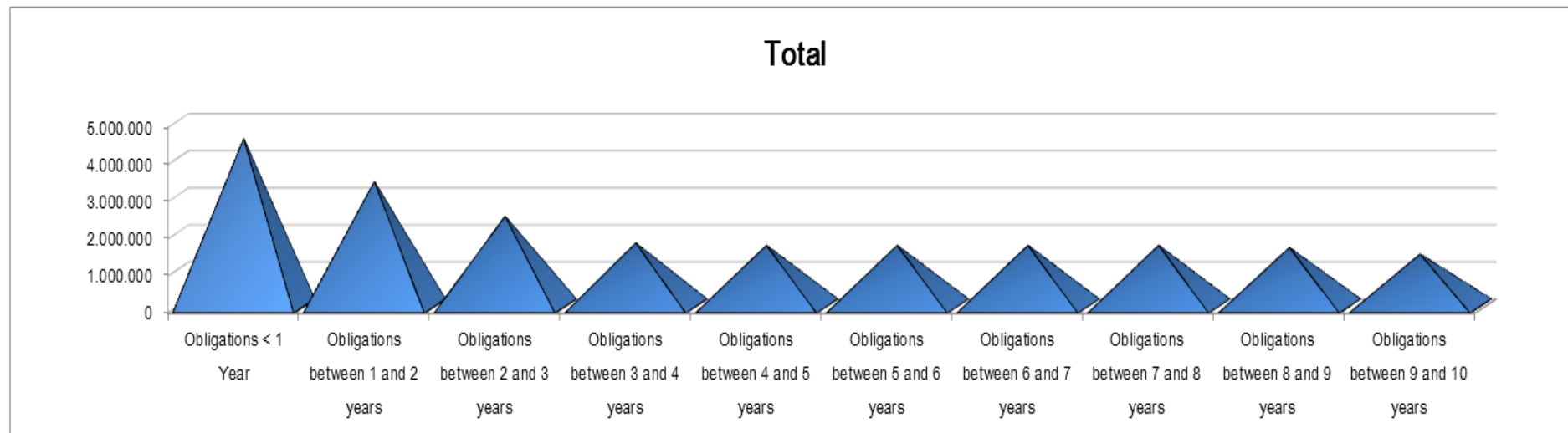


Financial Obligations by Duration (including obligations to associated companies)
Arriva Corp.

Reporting Currency: SFR

per: 31.12.2013

Type of Contract	Item	Obligations < 1 Year	Obligations between 1 and 2 years	Obligations between 2 and 3 years	Obligations between 3 and 4 years	Obligations between 4 and 5 years	Obligations between 5 and 6 years	Obligations between 6 and 7 years	Obligations between 7 and 8 years	Obligations between 8 and 9 years	Obligations between 9 and 10 years	Obligations more than 10 years
Rental Contracts	Real Estate	3.703.824	2.547.774	1.693.324	1.098.324	1.098.324	1.098.324	1.098.324	1.098.324	1.098.324	1.006.797	
Rental Contracts	Machinery, Equipment etc.	537.287	535.800	535.800	535.800	535.800	535.800	535.800	535.800	475.800	391.800	1.872.250
Leasing Contracts	Vehicles	6.675	2.415									
Leasing Contracts	Real Estate, Machinery, Equipment	201.188	201.188	191.680	63.646							
Leasing Contracts	Software	68.110	68.110									
Total		4.517.083	3.355.286	2.420.804	1.697.770	1.634.124	1.634.124	1.634.124	1.634.124	1.574.124	1.398.597	1.872.250

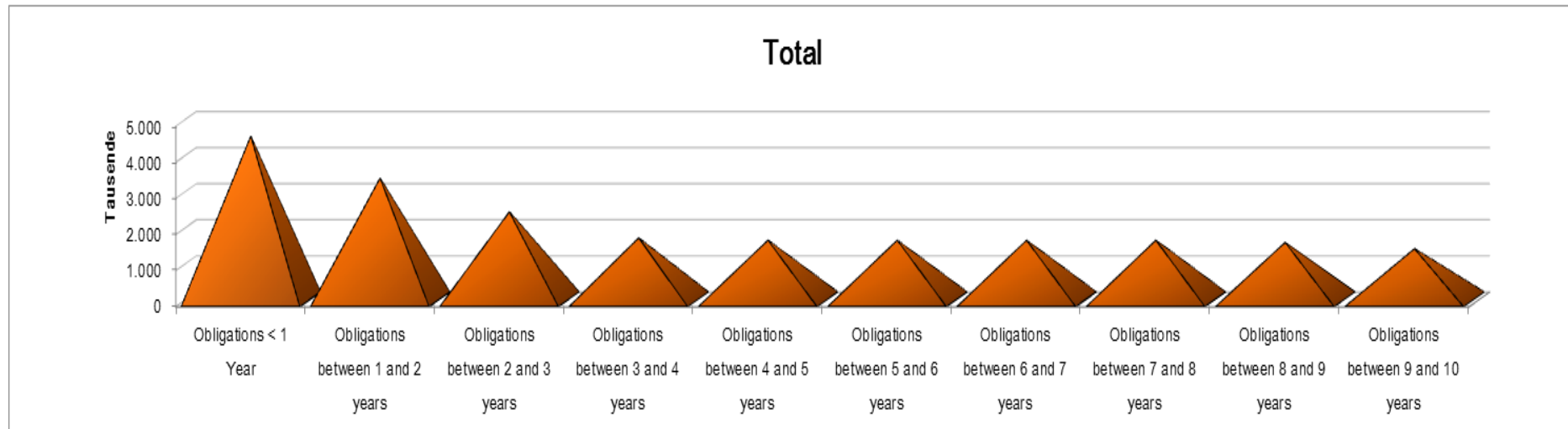


Financial Obligations by Duration (excluding obligations to associated companies)
Arriva Corp.

Reporting Currency: SFR

per: 31.12.2013

Type of Contract	Item	Obligations < 1 Year	Obligations between 1 and 2 years	Obligations between 2 and 3 years	Obligations between 3 and 4 years	Obligations between 4 and 5 years	Obligations between 5 and 6 years	Obligations between 6 and 7 years	Obligations between 7 and 8 years	Obligations between 8 and 9 years	Obligations between 9 and 10 years	Obligations more than 10 years
Rental Contracts	Real Estate	3.703.824	2.547.774	1.693.324	1.098.324	1.098.324	1.098.324	1.098.324	1.098.324	1.098.324	1.006.797	
Rental Contracts	Machinery, Equipment etc.	537.287	535.800	535.800	535.800	535.800	535.800	535.800	535.800	475.800	391.800	1.872.250
Leasing Contracts	Vehicles	6.675	2.415									
Leasing Contracts	Real Estate, Machinery, Equipment	201.188	201.188	191.680	63.646							
Leasing Contracts	Software	68.110	68.110									
Total		4.517.083	3.355.286	2.420.804	1.697.770	1.634.124	1.634.124	1.634.124	1.634.124	1.574.124	1.398.597	1.872.250

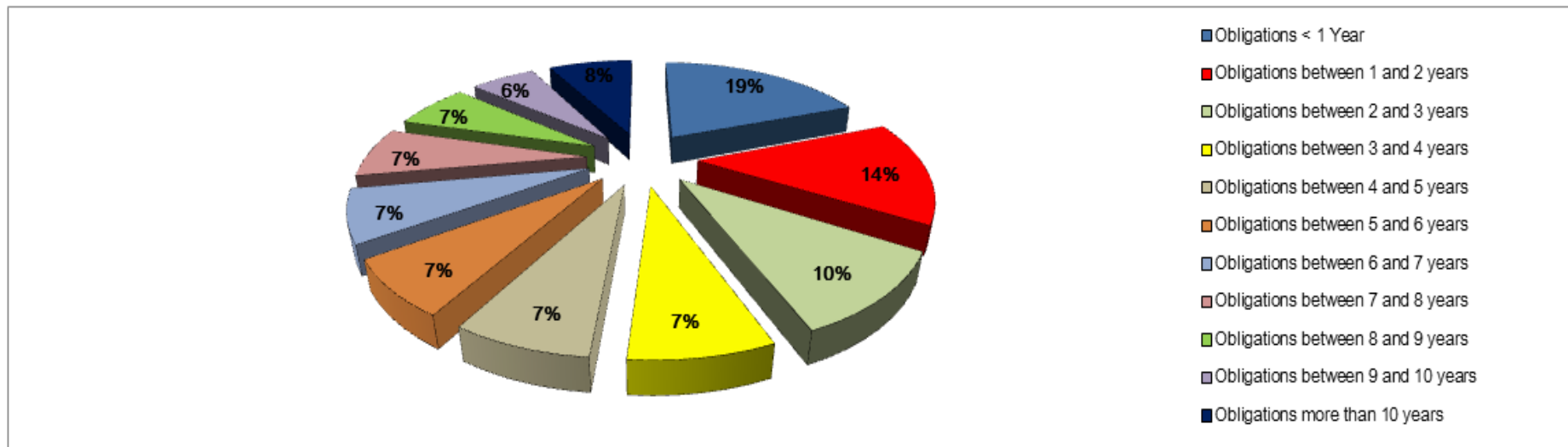


Financial Obligations by Duration (including obligations to associated companies) in %
Arriva Corp.

Reporting Currency: SFR

per: 31.12.2013

Total Financial Obligations										
Obligations < 1 Year	Obligations between 1 and 2 years	Obligations between 2 and 3 years	Obligations between 3 and 4 years	Obligations between 4 and 5 years	Obligations between 5 and 6 years	Obligations between 6 and 7 years	Obligations between 7 and 8 years	Obligations between 8 and 9 years	Obligations between 9 and 10 years	Obligations more than 10 years
4.517.083	3.355.286	2.420.804	1.697.770	1.634.124	1.634.124	1.634.124	1.634.124	1.574.124	1.398.597	1.872.250
19%	14%	10%	7%	7%	7%	7%	7%	7%	6%	8%



Financial Obligations Leasing Contracts Real Estate, Machinery, Equipment
Ariva Corp.

Reporting Currency: SFR

per: 31.12.2013

No.	Object	Name	Location	Lessor	Lessor is an associated company = 1	leasing rate per month	Starting:	Ending:	Total obligations	12	24	36	48	60	72	84	96	108	120	
										Obligations < 1 Year	Obligations between 1 and 2 years	Obligations between 2 and 3 years	Obligations between 3 and 4 years	Obligations between 4 and 5 years	Obligations between 5 and 6 years	Obligations between 6 and 7 years	Obligations between 7 and 8 years	Obligations between 8 and 9 years	Obligations between 9 and 10 years	Obligations more than 10 years
1L1	Hotel	Altena Monmouth		IKB Bank		7.580,00	01.01.2006	31.12.2016	272.880	90.960	90.960	90.960								
1L2	9 copy machines	Toshiba		BFL Bank		1.186,89	01.06.2012	31.05.2016	34.420	14.243	14.243	5.934								
1L3	1 copy machine	Altena Dresden		BFL Bank		200,00	01.07.2012	30.06.2016	6.000	2.400	2.400	1.200								
1L4	Air conditioning 1	Altena Barrow		Northwest Leasing		3.690,00	24.05.2013	23.05.2017	151.290	44.280	44.280	44.280	18.450							
1L5	Air conditioning 2	Altena Barrow		Northwest Leasing		4.108,76	20.11.2013	19.11.2017	193.112	49.305	49.305	49.305	45.200							
1L6																				



In what way do **MagicWorkbooks**[®] differ from normal Excel workbooks?

MagicWorkbooks are easier to use:

- Easy-to-handle data input with demo data for orientation
- All data to be entered only once
- No programming knowledge required
- No detailed knowledge of Microsoft Excel required
- No work on spreadsheets or charts required
- No scrolling for sheets thanks to a Hyperlink-table of contents

MagicWorkbooks are faster:

- A monthly report with 20 spreadsheets and 20 charts in 20 minutes?
- Calculate year-end liquid reserves with changes in revenue prediction for every month in half an hour?
- Compute balance sheets for the next five years in one hour?
- Decision on a \$ 50 million sale-and-lease-back operation: Prepare all relevant data in one hour?
- Determine capital re-investment requirements (fixed assets) for the next year in 10 minutes?
- Prepare a comprehensive company presentation for your bank in one hour?

With **MagicWorkbooks** all that is „business as usual“!

This was just a brief survey ...

if you have further questions regarding this workbook, email us!

You are interested in other products:

www.MagicWorkbooks.com