

WILLKOMMEN! BIENVENUE! WELCOME!

to the world of

MagicWorkbooks®

CashManager4.0

This is a **Magic**Workbook: a controlling tool in the form of a Microsoft Excel file.

No macros, no write protection. All formulas used are visible.

All formats used are standard Excel which transform into your country's Excel formats.

You can import your DATA from any source that supports MS Excel.

You can also add your own worksheets as you see fit.

© 2013 K! Business Solutions GmbH

www.MagicWorkbooks.com

Page 1 of 11

System requirements

Platform: Windows 98 or later operating system
Microsoft Excel Version: 2007 or later
(You need a xls format (excel 2003) – send us a short information after you placed the order – support@magicworkbooks.com - we'll send you the ordered MagicWorkbook by email)

Product Survey

CashManager4.0 automatically generates a liquid assets budget and projection from your income statement / P&L accounts.

CashManager4.0 is designed for up to 25 bank accounts, dealing with all kinds of payments, including deposits, credit lines and internal transfers.

You can cashpool (zero balance) any number of accounts and you automatically receive both the cashpooling balances and the actual balances of all accounts.

You can choose up to 34 different payment options including or excluding different sales tax percentages.

You can also lump any number of payments into a weekly summary payment. automatically generates a liquid assets budget and projection































You get automatically and on a daily basis:

- your liquid assets month by month until the end of the year
- account balances for any day of the year
- utilization of credit lines
- DSO (days sales outstanding) development
- debt payments limits
- and lots more

CashManager4.0:

- ⇒ to ensure that you're the manager of your payments and not their victim!

Money Talks
CONTENTS
CashManager 4.0

Sheet Name	Type	Contains:	click to go
WELCOME	Text	Einführung / Bedienungsanleitung	
Readme DATA	Text	Some notes on Data input in the worksheets BUDGETDATA, ACTDATA and PROJDATA	
BudgetData	Spreadsheet	DATA INPUT General and Budget Data	
ActData	Spreadsheet	DATA INPUT ACTUAL DATA	
ProjData	Spreadsheet	Dateneingabe Hochrechnungs - Daten	
Projection	Spreadsheet	Hochrechnung	
Ldev	chart	Liquidity Survey - by payment segment	
PtoC	chart	Income versus Cashflow	
ARcheck	chart	Accounts Receivable and DSO calculation	
BudgetSegments	Spreadsheet	Cashflow Budget segmented	
ProjSegments	Spreadsheet	Cashflow Projection segmented	
Lgr	chart	Cashflow Budget, Actual and Projection	
Dgr	chart	Cashflow Survey including Deposits	
Kgr	chart	Cashflow Survey including Credit Lines	
Readme BankAccounts	Text	Some explanations on data input for bank accounts	
IN	Spreadsheet	DATA INPUT and ACCOUNT SURVEY IN-PAYMENTS	
OUT	Spreadsheet	DATA INPUT and ACCOUNT SURVEY OUT-PAYMENTS	
T	Spreadsheet	DATA INPUT and ACCOUNT SURVEY TRANSFER-PAYMENTS	
GT	Spreadsheet	DATA INPUT and ACCOUNT SURVEY DEPOSIT / COLLATERAL-PAYMENTS	
CL	Spreadsheet	DATA INPUT and ACCOUNT SURVEY CREDIT LINES	
B	Spreadsheet	ACCOUNT SURVEY Balances without Cashpooling	
BC	Spreadsheet	ACCOUNT SURVEY Balances of cashpooled / zero-balanced accounts	
Kcheck	chart	Survey Bank Account Balances	
KO	Spreadsheet	Account Balances per day	
KOCP	Spreadsheet	Account Balances per day cashpooled	
KOGT	Spreadsheet	Account Balances per day Deposits / Collateral	
KOCL	Spreadsheet	Survey liquid assets per day including credit lines	
L	Spreadsheet	Liquidity Budget, Actual, Projection Daily Survey	
Lcum	Spreadsheet	Liquidity Budget, Actual, Projection cumulative	
LM	Spreadsheet	Liquidity Survey Monthly Totals	
checksumAll	Spreadsheet	Checksum Total Checking Totals and Payment Schedules	
Calculation sheets		All calculation sheets have been hidden. If you want to open them, click on the register.	

CashManagerPlus

Cashflow Budget, Actual and Projection

Company

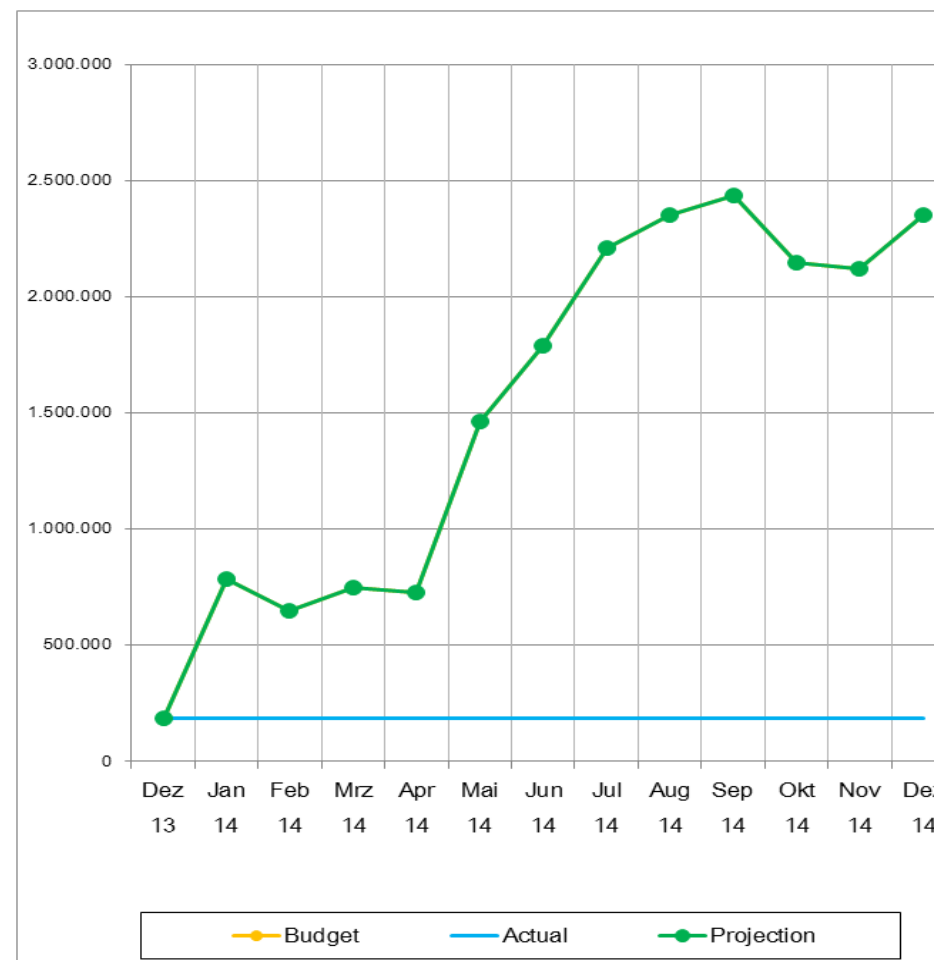
Antax Inc.

Reporting currency: US \$

Date:

01.01.2014

	Budget	Actual	Projection	Variance
Dez 13	184.000	184.000	184.000	0
Jan 14	783.003	184.000	783.003	0
Feb 14	644.534	184.000	644.534	0
Mrz 14	748.900	184.000	748.900	0
Apr 14	727.886	184.000	727.886	0
Mai 14	1.463.546	184.000	1.463.546	0
Jun 14	1.785.976	184.000	1.785.976	0
Jul 14	2.210.028	184.000	2.210.028	0
Aug 14	2.353.311	184.000	2.353.311	0
Sep 14	2.437.196	184.000	2.437.196	0
Okt 14	2.145.196	184.000	2.145.196	0
Nov 14	2.119.497	184.000	2.119.497	0
Dez 14	2.348.711	184.000	2.348.711	0
Cashflow per year	2.164.711		2.164.711	0



CashManagerPlus

Liquidity Survey Monthly Totals

Antax Inc.

Date	BUDGET				Actual				Projection				Variances to Budget			
	In-payments	Out-payments	Balance	Account Balance	In-payments	Out-payments	Balance	Account Balance	Einzahlungen	Auszahlungen	Saldo	Kontostand	In-payments	Out-payments	Balance	Account Balance
	starting balance			184.000	starting balance			184.000	Vortrag			184.000	starting balance			184.000
Jan 14	1.246.716	-647.713	599.003	783.003	0	0	0	184.000	1.246.716	-647.713	599.003	783.003	-1.246.716	647.713	-599.003	-599.003
Feb 14	761.774	-900.242	-138.468	644.534	0	0	0	184.000	761.774	-900.242	-138.468	644.534	0	0	0	0
Mrz 14	1.296.669	-1.192.303	104.366	748.900	0	0	0	184.000	1.296.669	-1.192.303	104.366	748.900	0	0	0	0
Apr 14	1.292.974	-1.313.989	-21.015	727.886	0	0	0	184.000	1.292.974	-1.313.989	-21.015	727.886	0	0	0	0
Mai 14	1.820.523	-1.084.862	735.661	1.463.546	0	0	0	184.000	1.820.523	-1.084.862	735.661	1.463.546	0	0	0	0
Jun 14	1.296.891	-974.461	322.430	1.785.976	0	0	0	184.000	1.296.891	-974.461	322.430	1.785.976	0	0	0	0
Jul 14	1.223.885	-799.833	424.052	2.210.028	0	0	0	184.000	1.223.885	-799.833	424.052	2.210.028	0	0	0	0
Aug 14	979.608	-836.325	143.283	2.353.311	0	0	0	184.000	979.608	-836.325	143.283	2.353.311	0	0	0	0
Sep 14	949.310	-865.425	83.886	2.437.196	0	0	0	184.000	949.310	-865.425	83.886	2.437.196	0	0	0	0
Okt 14	646.208	-938.208	-292.000	2.145.196	0	0	0	184.000	646.208	-938.208	-292.000	2.145.196	0	0	0	0
Nov 14	942.461	-968.161	-25.699	2.119.497	0	0	0	184.000	942.461	-968.161	-25.699	2.119.497	0	0	0	0
Dez 14	965.101	-735.886	229.215	2.348.711	0	0	0	184.000	965.101	-735.886	229.215	2.348.711	0	0	0	0

CashManagerPlus

Cashflow Survey including Credit Lines

Reporting currency: US \$

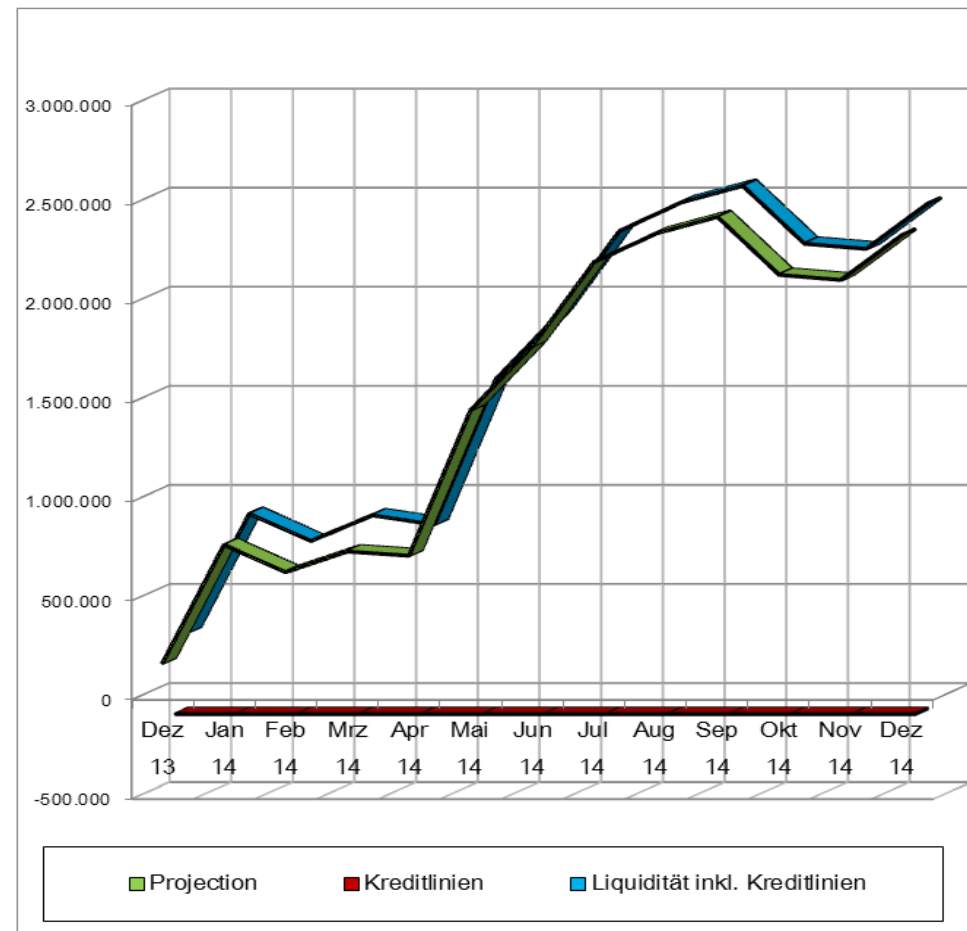
Company

Antax Inc.

Date:

01.01.2014

	Projection	Kreditlinien	Liquidität inkl. Kreditlinien
Dez 13	184.000	-100.000	284.000
Jan 14	783.003	-100.000	883.003
Feb 14	644.534	-100.000	744.534
Mrz 14	748.900	-100.000	874.466
Apr 14	727.886	-100.000	827.886
Mai 14	1.463.546	-100.000	1.563.546
Jun 14	1.785.976	-100.000	1.885.976
Jul 14	2.210.028	-100.000	2.310.028
Aug 14	2.353.311	-100.000	2.453.311
Sep 14	2.437.196	-100.000	2.537.196
Okt 14	2.145.196	-100.000	2.245.196
Nov 14	2.119.497	-100.000	2.219.497
Dez 14	2.348.711	-100.000	2.448.711



CashManagerPlus

Cashflow Survey including Deposits

Company

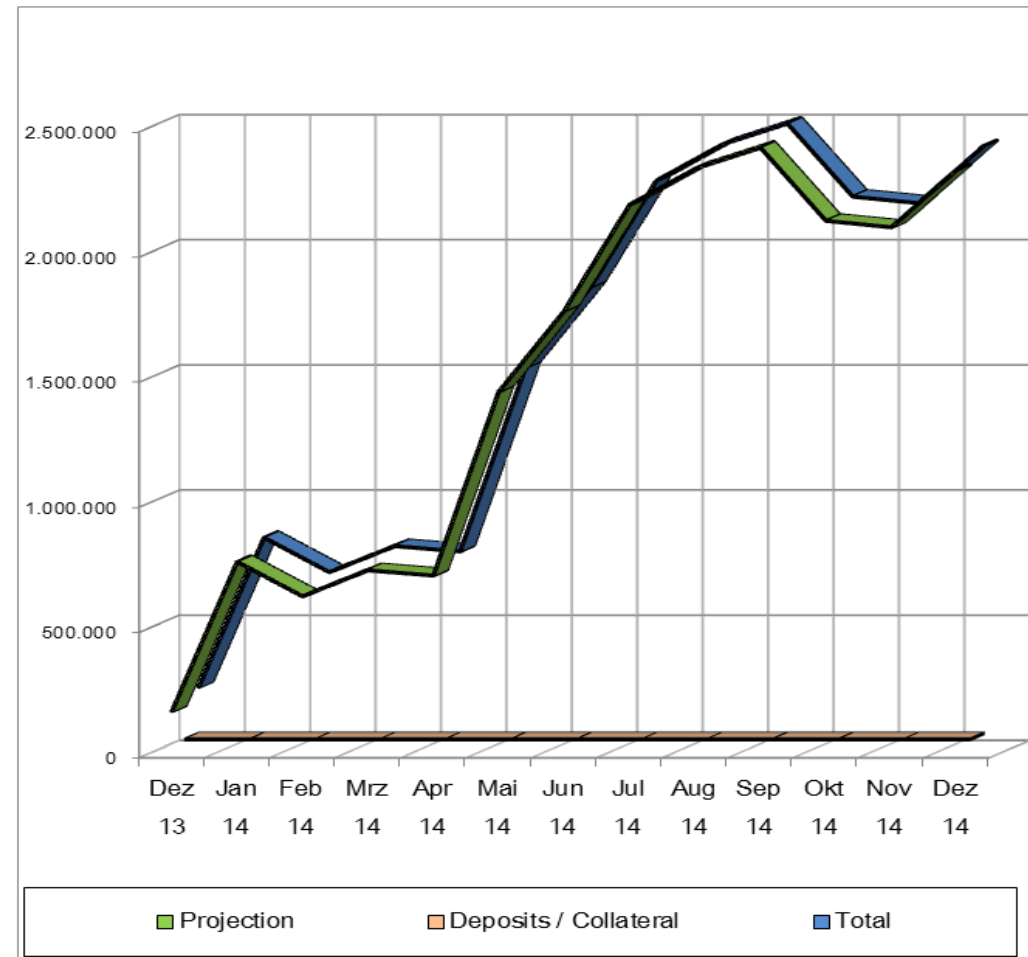
Antax Inc.

Reporting currency: US \$

Date:

01.01.2014

	Projection	Deposits / Collateral	Total
Dez 13	184.000	50.000	234.000
Jan 14	783.003	50.000	833.003
Feb 14	644.534	50.000	694.534
Mrz 14	748.900	50.000	798.900
Apr 14	727.886	50.000	777.886
Mai 14	1.463.546	50.000	1.513.546
Jun 14	1.785.976	50.000	1.835.976
Jul 14	2.210.028	50.000	2.260.028
Aug 14	2.353.311	50.000	2.403.311
Sep 14	2.437.196	50.000	2.487.196
Okt 14	2.145.196	50.000	2.195.196
Nov 14	2.119.497	50.000	2.169.497
Dez 14	2.348.711	50.000	2.398.711



CashManagerPlus

Survey Bank Account Balances

Reporting currency: US \$

Company

Antax Inc.

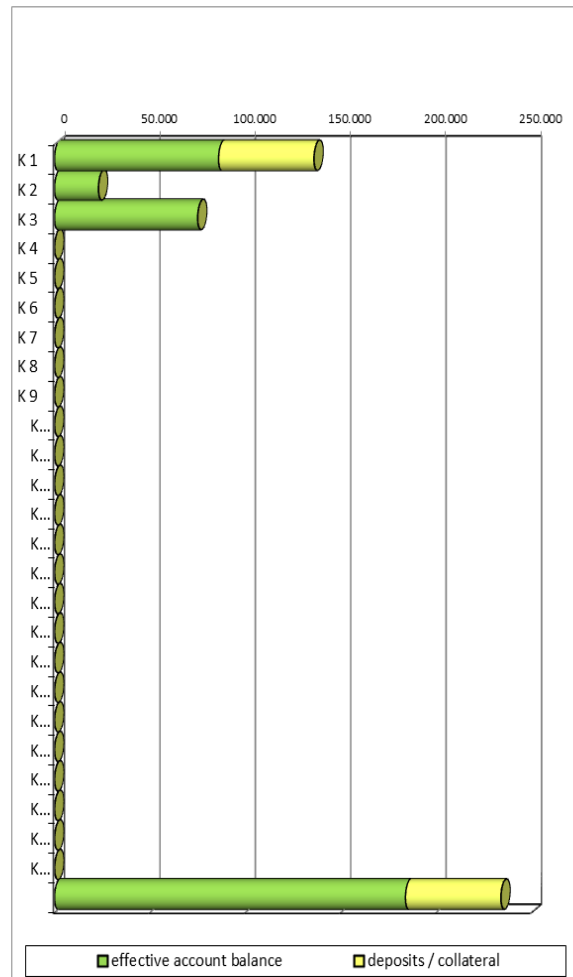
Date:

18.02.2014

Set filter to "D" to hide empty rows.

Money Talks!

Account		effective account balance	cashpooling account balance	deposits / collateral
City Bank NY	K 1	86.000	0	50.000
City NJ	K 2	23.000	23.000	0
First Boston	K 3	75.000	75.000	0
First Milw.	K 4	0	0	0
0	K 5	0	0	0
0	K 6	0	0	0
0	K 7	0	0	0
0	K 8	0	0	0
0	K 9	0	0	0
0	K 10	0	0	0
0	K 11	0	0	0
0	K 12	0	0	0
0	K 13	0	0	0
0	K 14	0	0	0
0	K 15	0	0	0
0	K 16	0	0	0
0	K 17	0	0	0
0	K 18	0	0	0
0	K 19	0	0	0
0	K 20	0	0	0
0	K 21	0	0	0
0	K 22	0	0	0
0	K 23	0	0	0
0	K 24	0	0	0
Pooling Account	K 25	0	86.000	0
Total		184.000	184.000	50.000



special date

18.02.2014

If you want to look at your account balances for a special date, or several dates, one after the other, enter that date in the yellow cell.

Once you delete that date, the account balances will jump back to the date you have set ACTDATA, C17.

CashManagerPlus
Liquidity Survey - by payment segment

Reporting cur US \$

Company

Antax Inc.

Date:

01.01.2014

	Variance cumulative	Variance per month	Var. Revenue and other income	Var. Operating expense (without depreciation)	Var. Operating Profit	Var. Amortisation payments	Var. Investments from cashflow	Var. Loans paid			Var. Shareholder payments	Var. capital increase	Var. bank loans received	Var. other loans received				Var. Income and other taxes	Var. Sales tax	uncleared items	Total variance per month	Balance
Jan 14	0	0	0	0	0	0	0	0	0	0	0	0	0	0	0	0	0	0	0	0	0	0
Feb 14	0	0	0	0	0	0	0	0	0	0	0	0	0	0	0	0	0	0	0	0	0	0
Mrz 14	0	0	0	0	0	0	0	0	0	0	0	0	0	0	0	0	0	0	0	0	0	0
Apr 14	0	0	0	0	0	0	0	0	0	0	0	0	0	0	0	0	0	0	0	0	0	0
Mai 14	0	0	0	0	0	0	0	0	0	0	0	0	0	0	0	0	0	0	0	0	0	0
Jun 14	0	0	0	0	0	0	0	0	0	0	0	0	0	0	0	0	0	0	0	0	0	0
Jul 14	0	0	0	0	0	0	0	0	0	0	0	0	0	0	0	0	0	0	0	0	0	0
Aug 14	0	0	0	0	0	0	0	0	0	0	0	0	0	0	0	0	0	0	0	0	0	0
Sep 14	0	0	0	0	0	0	0	0	0	0	0	0	0	0	0	0	0	0	0	0	0	0
Okt 14	0	0	0	0	0	0	0	0	0	0	0	0	0	0	0	0	0	0	0	0	0	0
Nov 14	0	0	0	0	0	0	0	0	0	0	0	0	0	0	0	0	0	0	0	0	0	0
Dez 14	0	0	0	0	0	0	0	0	0	0	0	0	0	0	0	0	0	0	0	0	0	0
Totals cumulative			0	0	0	0	0	0	0	0	0	0	0	0	0	0	0	0	0	0	0	0

CashManagerPlus

Cashflow Budget segmented

Reporting currency: US \$

amounts including sales tax (if applicable)

Company

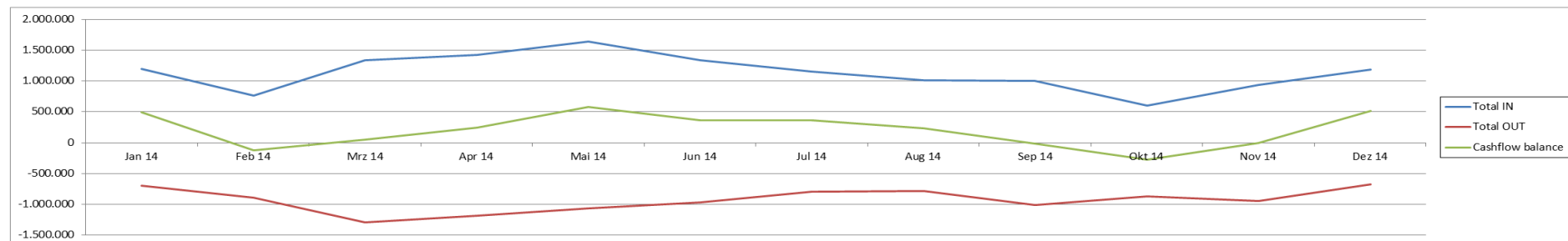
Antax Inc.

Year

2014

Month	A	B	B	B	B	B	B	B	A	A	A	A	A	A	B	A	Total IN	Total OUT	Cashflow balance
	Revenue and other income	Operating expense (excl. depreciation, incl. income tax)	Amortisation payments	Investments from cashflow	Loans paid	0	0	Shareholder payments	capital increase	bank loans received	other loans received	0	0	0	calculated sales tax (-) = payable	calculated sales tax (+) = receivable			
Jan 14	1.194.841	-527.440	-15.000	0	0	0	0	0	0	0	0	0	0	0	-160.280	0	1.194.841	-702.720	492.121
Feb 14	769.140	-725.599	-15.000	0	0	0	0	0	0	0	0	0	0	0	-154.580	0	769.140	-895.179	-126.039
Mrz 14	1.341.178	-971.941	-15.000	-178.500	0	0	0	0	0	0	0	0	0	0	-124.180	0	1.341.178	-1.289.621	51.557
Apr 14	1.425.651	-1.066.495	-15.000	0	0	0	0	0	0	0	0	0	0	0	-104.610	0	1.425.651	-1.186.105	239.546
Mai 14	1.645.609	-946.460	-15.000	0	0	0	0	0	0	0	0	0	0	0	-108.980	0	1.645.609	-1.070.440	575.169
Jun 14	1.339.127	-780.455	-15.000	0	0	0	0	-75.000	0	0	0	0	0	0	-99.480	0	1.339.127	-969.935	369.192
Jul 14	1.159.137	-674.967	-15.000	0	0	0	0	0	0	0	0	0	0	0	-104.580	0	1.159.137	-794.547	364.590
Aug 14	1.012.036	-724.082	-15.000	0	0	0	0	0	0	0	0	0	0	0	-44.380	0	1.012.036	-783.462	228.574
Sep 14	998.464	-758.270	-15.000	-178.500	0	0	0	0	0	0	0	0	0	0	-62.430	0	998.464	-1.014.200	-15.736
Okt 14	597.460	-729.577	-15.000	0	0	0	0	0	0	0	0	0	0	0	-126.080	0	597.460	-870.657	-273.197
Nov 14	934.639	-828.059	-15.000	0	0	0	0	0	0	0	0	0	0	0	-99.230	0	934.639	-942.289	-7.650
Dez 14	1.190.452	-639.546	-15.000	0	0	0	0	0	0	0	0	0	0	0	-24.130	0	1.190.452	-678.676	511.776
Totals	13.607.733	-9.372.890	-180.000	-357.000	0	0	0	-75.000	0	0	0	0	0	0	-1.212.940	0	13.607.733	-11.197.890	2.409.903

opening balance accounts	184.000	
closing balance accounts	2.348.711	2.164.711



In what way do **MagicWorkbooks**® differ from normal Excel workbooks?

MagicWorkbooks are easier to use:

- Easy-to-handle data input with demo data for orientation
- All data to be entered only once
- No programming knowledge required
- No detailed knowledge of Microsoft Excel required
- No work on spreadsheets or charts required
- No scrolling for sheets thanks to a Hyperlink-table of contents

MagicWorkbooks are faster:

- A monthly report with 20 spreadsheets and 20 charts in 20 minutes!
- Calculate year-end liquid reserves with changes in revenue prediction for every month in half an hour!
- Compute balance sheets for the next five years in one hour!
- Prepare a comprehensive company presentation for your bank in one hour!
- Check the loan situation in 5 minutes!

With **MagicWorkbooks** all that is „business as usual“!

This was just a brief survey ...

if you have further questions regarding this workbook, email us!

You are interested in other products:

www.MagicWorkbooks.com