

WILLKOMMEN! BIENVENUE! WELCOME!

to the world of

MagicWorkbooks®

CostAllocator

This is a **Magic**Workbook: a controlling tool in the form of a Microsoft Excel file.

No macros, no write protection. All formulas used are visible.

All formats used are standard Excel which transform into your country's Excel formats.

You can import your DATA from any source that supports MS Excel.

You can also add your own worksheets as you see fit.

© 2014 K! Business Solutions GmbH

www.MagicWorkbooks.com

System requirements

Platform: Windows 98 or later operating system
Microsoft Excel Version: 2007 or later
(You need a xls format (excel 2003) – send us a short information after you placed the order – support@magicworkbooks.com - we'll send you the ordered xls MagicWorkbook by email)

Product Survey - CostAllocator

The automatic all-purpose cost allocation tool

- You need to share something Facebook is not interested in - namely expenses?
- With lots of different cost types?
- With different allocation factors?
- And different time periods?
- ASAP and at no great cost?











Before you start having nightmares of a 4-dimensional rotating matrix you might have a look at this tool:

- You can deal with up to 100 units at a time,
- with up to 5 different periods for each unit,
- with up to 35 different cost types,
- and up to 20 allocation factors of your choice,
- plus prepayments.

[Back Home!](#)

CONTENTS

CostAllocator

Sheet	Type	Contains	Buch anklicken, um zur Seite zu gelangen!
WELCOME	Text	Introduction / Manual	
DATA	Tabelle	Data Input	
DEMODATA	Tabelle	Demo Data	
Survey	Tabelle	Utilities & Incidental charges 2015 SURVEY	
Invoice	Tabelle	Invoice Assembler	
Prepayment	Tabelle	Proposal List New Prepayments	
MatrixKey	Tabelle	Allocation factors	
MatrixKeyTime	Tabelle	Allocation factors Different periods for cost units	
MatrixCost	Tabelle	Cost allocation	
MatrixTime	Tabelle	Cost allocation Different periods for cost units	

Demo Data

A set of data for your orientation.

This set will be activated if you click the button "Demo-Data" in sheet DATA.

You can also change this data set e.g. for a different scenario.

Do not delete cells, rows, or columns, and do not overwrite formula cells as this will destroy the functionality of this tool.

You can hide rows or columns if you want to.

Invoicing company	ABC Corp.
Address	7, Bull Circle Bull City, 88771
Contact:	Eleanor Homan
Phone:	0933-12341
Fax:	0933-12345
Email:	info@abc-corp.com
Web:	www.abc-corp.com

Invoice bottom line 1	ABC Corporation since 1955 Your solid partner
-----------------------	--

Invoice bottom line 2	Bank Address: Bull City Bank, Account-Nr. 11 22 33, Swift: BULLBE1BULL
-----------------------	--

Text	We expect your payment within the next 10 days. If you are entitled to a refund this will be paid to your bank account within the next few days.
------	---

Currency:	US \$
-----------	-------

Invoicing period:	
from:	1/1/2015
till:	12/31/2015
Days total	365

Name of invoice	Utilities & Incidental charges 2015
-----------------	--

Date of invoice:	3/31/2016
------------------	-----------

0028-01 CostAllocatorE

Verteilerschlüssel
Bezeichnung und Gesamtbemessung eingeben

Schlüssel	Bemessung
1 qm Fläche	5.874.00
2 Anzahl Einheiten	37.00
3 Anzahl PCs	287.00
4 Anzahl Stellplätze	114.00
5 Anzahl Wasserzähler	88.00
6 Personen	547.00
7 Schlüssel 7	
8 Schlüssel 8	
9 Schlüssel 9	
10 Schlüssel 10	
11 Schlüssel 11	
12 Schlüssel 12	
13 Schlüssel 13	
14 Schlüssel 14	
15 Schlüssel 15	
16 direkte Zuordnung	
17 direkte Zuordnung	
18 direkte Zuordnung	
19 direkte Zuordnung	
20 direkte Zuordnung	

Kostenverteilung
Kostenart und Gesamtbetrag eingeben, Nr. des gewünschten Verteilerschlüssels eingeben

Kostenart	Gesamt-Betrag	Schlüssel
1 Kosten 1	537.891.00	1 qm Fläche
2 Kosten 2	23.884.00	1 qm Fläche
3 Kosten 3	578.47	4 Anzahl Stellplätze
4 Kosten 4	80.047.10	2 Anzahl Einheiten
5 Kosten 5	23.547.00	2 Anzahl Einheiten
6 Kosten 6	11.547.50	2 Anzahl Einheiten
7 Kosten 7	98.547.22	2 Anzahl Einheiten
8 Kosten 8	1.452.32	1 qm Fläche
9 Kosten 9	27.555.41	6 Personen
10 Kosten 10	13.874.10	6 Personen
11 Kosten 11	5.645.22	6 Personen
12 Kosten 12	5.577.54	3 Anzahl PCs
13 Kosten 13	63.789.25	16 direkte Zuordnung
14 Kosten 14	4.755.88	17 direkte Zuordnung
15 Kosten 15		
16 Kosten 16		
17 Kosten 17		
18 Kosten 18		
19 Kosten 19		
20 Kosten 20		
21 Kosten 21		

SURVEY

<http://www.MagicWorkbooks.com/> Page 6 of 8 question? info@MagicWorkbooks.com

Invoice Assembler

Select units from the dropdown menu in the yellow cell:

Apartment 1

Note: You can see only those units which do have invoice-relevant data!

Data for the invoice are assembled automatically

Use the filter on the right to hide empty rows and print/export your invoice.

ABC Corp.
7, Bull Circle
Bull City, 88771

Contact: Eleanor Homan
 Phone: 0933-12341
 Fax: 0933-12345
 Email: info@abc-corp.com
 Web: www.abc-corp.com

Mr
 Harry Walter
 7, Bull Street
 Bull City, MD 47777

Unit: Apartment 1
 from: 1/1/2015
 till: 12/31/2015

Date of invoice: 3/31/2016

Utilities & Incidental charges 2015

Currency: US \$

Cost type	Total amount	Total quantity	Total	share per unit	Days total	Days unit	Cost per unit
Expense type 1	537,891.00	square feet	5,874.00	540.00	365	365	49,448.61
Expense type 2	23,884.00	square feet	5,874.00	540.00	365	365	2,195.67
Expense type 3	578.47	Garages	114.00	0.00	365	365	0.00
Expense type 4	80,047.10	Units	37.00	1.00	365	365	2,163.44
Expense type 5	23,547.00	Units	37.00	1.00	365	365	636.41
Expense type 6	11,547.50	Units	37.00	1.00	365	365	312.09
Expense type 7	98,547.22	Units	37.00	1.00	365	365	2,663.44
Expense type 8	1,452.32	square feet	5,874.00	540.00	365	365	133.51
Expense type 9	27,555.41	Persons	547.00	37.00	365	365	1,863.89
Expense type 10	13,874.10	Persons	547.00	37.00	365	365	938.47
Expense type 11	5,645.22	Persons	547.00	37.00	365	365	381.85
Expense type 12	5,577.54	PC's	287.00	10.00	365	365	194.34
Expense type 13	63,789.25	direct allocation	0.00	0.00	365	365	23,789.13
Expense type 14	4,755.88	direct allocation	0.00	0.00	365	365	0.00

Total		898,692.01					84,720.85
Sales tax	19%	170,751.48					16,096.96
Gross Total							100,817.81
Prepayments received							-98,777.00

Payment							2,040.81
----------------	--	--	--	--	--	--	-----------------

prepayments new per month		from:	5/1/2016				8,650.00
included sales tax	19%						1,381.09

We expect your payment within the next 10 days. If you are entitled to a refund this will be paid to your bank account within the next few days.

In what way do **MagicWorkbooks®** differ from normal Excel workbooks?

MagicWorkbooks are easier to use:

- Easy-to-handle data input with demo data for orientation
- All data to be entered only once
- No programming knowledge required
- No detailed knowledge of Microsoft Excel required
- No work on spreadsheets or charts required
- No scrolling for sheets thanks to a Hyperlink-table of contents

MagicWorkbooks are faster:

- A monthly report with 20 spreadsheets and 20 charts in 20 minutes?
- Calculate year-end liquid reserves with changes in revenue prediction for every month in half an hour?
- Compute balance sheets for the next five years in one hour?
- Decision on a \$ 50 million sale-and-lease-back operation: Prepare all relevant data in one hour?
- Determine capital re-investment requirements (fixed assets) for the next year in 10 minutes?
- Prepare a comprehensive company presentation for your bank in one hour?

With **MagicWorkbooks** all that is „business as usual“!

This was just a brief survey ...

if you have further questions regarding this workbook, email us!

You are interested in other products:

www.MagicWorkbooks.com